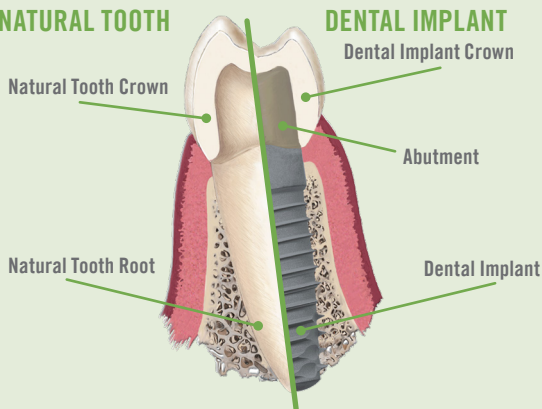


WHAT IS A DENTAL IMPLANT?

A **dental implant** is a small post made of titanium that is surgically implanted into the jawbone. The implant replaces the root of the tooth. The **abutment** is then attached to the implant, connecting it to the crown. The final part of the implant is the part you see: **the crown**. The crown is crafted with various materials (Ceramic, Zirconia, Porcelain) based on the patient's needs and will look just like a natural tooth.

Dental implants are an alternative to traditional crowns, bridges and dentures. They offer a person a higher quality of comfort and confidence in anything they do because they look and feel like natural teeth.



BENEFITS OF IMPLANTS

- Prevents deterioration of the jaw and facial structure
- Does not compromise the integrity of your healthy teeth because they are not altered in the process
- Implants integrate into the jaw bone and do not slip or move, providing security and confidence, and comfort
- Provides a higher level of self-confidence knowing you can eat the foods you love and smile when you want

*Implant images courtesy of Zimmer Biomet Dental

We have 13 locations that provide dental implant services. Visit VAdentist.com for more information or call one of our offices below to schedule your consultation. Our offices are open M-F from 8:00 am - 5:00 pm. We are closed for major holidays.

ATLEE-ASHLAND

10500 Atlee Station Road » (804) 550-3324

BRANDERMILL-WOODLAKE

6510 Harbour View Court » (804) 739-6500

CHESTER

2601 Swiftrun Road » (804) 751-0300

HUGUENOT

1612 Huguenot Road » (804) 794-9789

IRONBRIDGE

6441 Ironbridge Road » (804) 743-8166

MECHANICSVILLE

6353 Mechanicsville Turnpike » (804) 730-3400

MIDLOTHIAN-ROUTE 288

14001 Charter Park Drive » (804) 379-1011

NEW KENT

7291 Market Place Drive, Quinton, VA » (804) 932-4537

PATTERSON-PARHAM

8516 Patterson Avenue » (804) 364-7090

POWHATAN

2625 Anderson Highway » (804) 598-3000

SHORT PUMP

12040 West Broad Street » (804) 364-7010

STAPLES MILL

10140 Staples Mill Road » (804) 672-4900

TRI-CITIES

4710 Puddledock Road, Suite 200 » (804) 526-4822



A nice smile
makes all the difference.

IMPLANTS



WELCOME!

Dental implants can improve your appearance, self-confidence and give you peace of mind. It provides you with the security to eat what you like, speak clearly and smile more often.

We take a team approach to the implant process by working closely with you to customize a plan that supports your needs and your health.

We use the most current techniques and materials in an atmosphere that provides the highest quality of personalized care. We emphasize educating our patients about their oral health needs. We know from experience that well informed patients participate more effectively in their treatment plan.

A Team Committed
to Excellence.



THE IMPLANT PROCESS

The first visit will be a consult with your doctor to discuss your implant options, timeline, and budget. At this visit, you will receive a general assessment of your mouth's health and a full mouth x-ray. In some cases, we may ask you to get a CT scan. Once you decide on a course of treatment, we can make the appointment for the implant procedure.

APPOINTMENTS

Restoring a tooth with a dental implant will require multiple office visits. Every patient's needs are unique, and timelines vary. After the implant surgery, you may leave the office with a temporary crown so your mouth can function and appear as normal as possible until you get the permanent one.

The implant can take up to three or four months to heal. This time allows the implant to integrate into your bone. Once healed, the permanent crown or denture can be attached. Sometimes, the permanent crown can be placed on the same day as the implant. This option is not typical and must be carefully considered by you and your dentist.

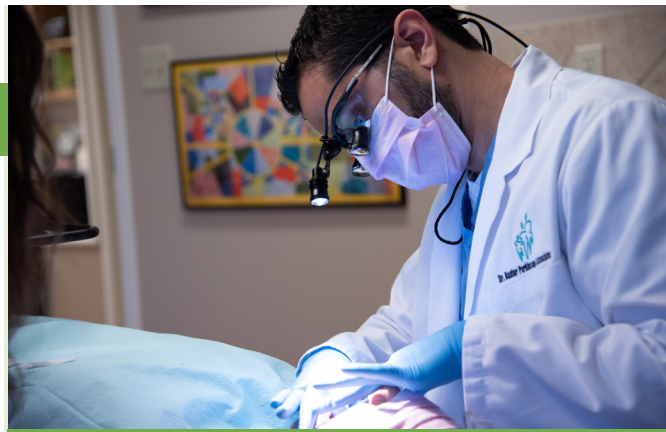
IS IT PAINFUL?

During the procedure, we typically provide local anesthesia to manage pain. We also offer Moderate Conscious Sedation (oral and IV) to help provide the most comfortable treatment possible. We use Certified Registered Nurse Anesthetists.

After the implant is placed, general soreness can occur and last a few days. This can be remedied with an over-the-counter pain medication like ibuprofen or acetaminophen.

CARING FOR YOUR IMPLANTS

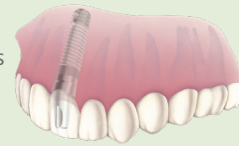
Dental implants are designed to be a permanent tooth replacement option. By following special care and maintenance, they can last for years to come. Remember to use a soft-bristled toothbrush and brush under and around your implants. You can even floss them like they are natural teeth. Visit your dentist regularly for check-ups and cleanings.



TYPES OF IMPLANTS

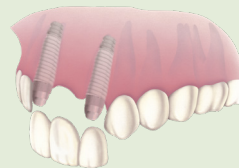
SINGLE TOOTH IMPLANT (IMPLANT-SUPPORTED CROWN)

If you are missing one tooth, a single implant and crown is a good option. This procedure replaces a single tooth without sacrificing the health of neighboring teeth. The implant is left to heal for a period of time, allowing the bone to be firmly fixed to the implant. Once stable, the abutment connects the crown (tooth) to the implant.



IMPLANT BRIDGE

This is a good option when more than one tooth is missing. We may place multiple posts where teeth are missing in the upper or lower jaw. We then attach a grouping of teeth, or 'bridge,' to the posts by cementing them to each post's abutment.



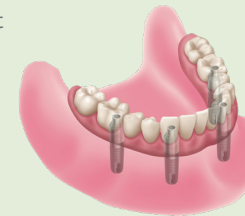
IMPLANT RETAINED OVERDENTURE

When a person is missing all their teeth on the upper or lower jaw, then an implant retained overdenture is a good option. It is also an alternative to regular dentures. It provides improved stability over a traditional denture and gives increased ability to chew, speak and increased comfort. The implants are placed along with the overdenture and 3-4 months later, the patient returns to have that denture fitted and snapped into place. This device can also be removed by the patient for cleaning.



IMPLANT-SUPPORTED HYBRID OR FIXED FULL ARCH IMPLANT BRIDGE

If a removable denture is not the treatment option you prefer to replace all your upper and/or lower teeth, additional implants can be placed to fabricate a more permanent solution.



The hybrid or implant bridge is permanently affixed to the implants and can only be removed by a dentist. In many cases, the patient will get a temporary hybrid on the day of the surgery, so they will never have to wear a denture or go without teeth following surgery.

A complete set of high-quality prosthetic teeth are fabricated following the healing of the implants. Materials to be used for the final teeth will be discussed with the restoring dentist to achieve the patient's desired cosmetics and function.

**Implant images courtesy of Zimmer Biomet Dental*

APPOINTMENTS AND INSURANCE

Please plan for your initial appointment to take one hour. If you are unable to keep a scheduled appointment, please notify us in advance. At your initial appointment, please provide us with your insurance card and photo ID.

As a courtesy to our patients, we will complete and file insurance forms relative to dental services; however,

unlike medical insurance, dental insurance does not usually cover 100% of the charges incurred. We will help you determine the benefits allowable under your policy to the best of our knowledge. Whenever insurance requires a predetermination of benefits before the work is started, we will submit to the insurance company a treatment sequence with estimated fees so that you will be better aware of your coverage.

AM I A CANDIDATE?

Most people are candidates for implants. There are some conditions that will not allow us to place implants. Ultimately the decision will be up to you, with the guidance of your dentist. Some conditions like osteoporosis or uncontrolled diabetes can cause delay of healing and lead to implant failure.

Virginia Family Dentistry has been successfully placing implants for over 40 years. Our dentists are highly qualified, and have received extensive training in Implantology. Many have attended Zimmer Courses, completed the Misch Institute or the Triangle Dental Institute, and are fellows or diplomates of the International Congress of Oral Implantologists.

RELATED PROCEDURES

A key to implant success is the quantity and quality of the bone where the implant is placed. Certain conditions like periodontal disease or tooth loss can cause bone deficiency. Fortunately, there are procedures that can rectify these issues.

BONE GRAFTS/SOFT TISSUE GRAFTS

Bone grafting can make implants possible for patients who are experiencing bone loss or bone deficiency. Soft tissue grafts can help enhance the quality of your gum tissue to support a healthy dental implant placement. These procedures can improve the long-term stability of dental implants.

SINUS LIFTS

The upper back jaw is an area of the mouth that is prone to bone deficiency. This is often related to its close proximity to the sinus. Sinus lift surgery can help correct this problem by raising the sinus floor, and introduce additional bone which allows the placement of dental implants. This surgery has been shown to greatly increase your chances for successful implants. Many patients experience minimal discomfort during this procedure.